



Product Information


Pedical Screws

Polyaxial REF. NO.	Monoaxial REF. NO.	Specifications (5mm increments)
Long Arm 50mm		
083914525-083914550	083974525-083974550	φ4.5*25-50
083915025-083915055	083975025-083975055	φ5.0*25-55
083915525-083915560	083975525-083975560	φ5.5*25-60
083916025-083916065	083976025-083976065	φ6.0*25-65
083916525-083916565	083976525-083976565	φ6.5*25-65
083917025-083917065	083977025-083977065	φ7.0*25-65
083917525-083917565	083977525-083977565	φ7.5*25-65
083918025-083918065	083978025-083978065	φ8.0*25-65
Long Arm 80mm		
084314525-084314550	083994525-083994550	φ4.5*25-50
084315025-084315055	083995025-083995055	φ5.0*25-55
084315525-084315560	083995525-083995560	φ5.5*25-60
084316025-084316065	083996025-083996065	φ6.0*25-65
084316525-084316565	083996525-083996565	φ6.5*25-65
084317025-084317065	083997025-083997065	φ7.0*25-65
084317525-084317565	083997525-083997565	φ7.5*25-65
084318025-084318065	083998025-083998065	φ8.0*25-65
Long Arm 110mm		
084324525-084324550	084014525-084014550	φ4.5*25-50
084325025-084325055	084015025-084015055	φ5.0*25-55
084325525-084325560	084015525-084015560	φ5.5*25-60
084326025-084326065	084016025-084016065	φ6.0*25-65
084326525-084326565	084016525-084016565	φ6.5*25-65
084327025-084327065	084017025-084017065	φ7.0*25-65
084327525-084327565	084017525-084017565	φ7.5*25-65
084328025-084328065	084018025-084018065	φ8.0*25-65

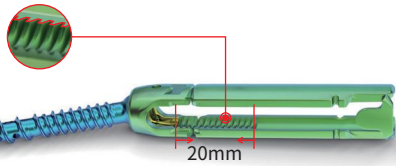
TINA Minimally Invasive Spine System



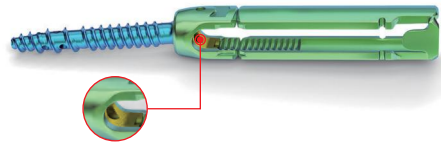
Innovative design, for satisfying surgeon with low-profile minimally invasive spine system and more convenient operation.



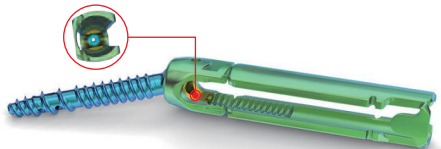
- One-step/two-step locking nut options which can implement lordotic distraction to restore natural curve.




- 20mm distance for spondylolisthesis reduction
- Serrated thread design for prevention of nail set distraction and screw slip.




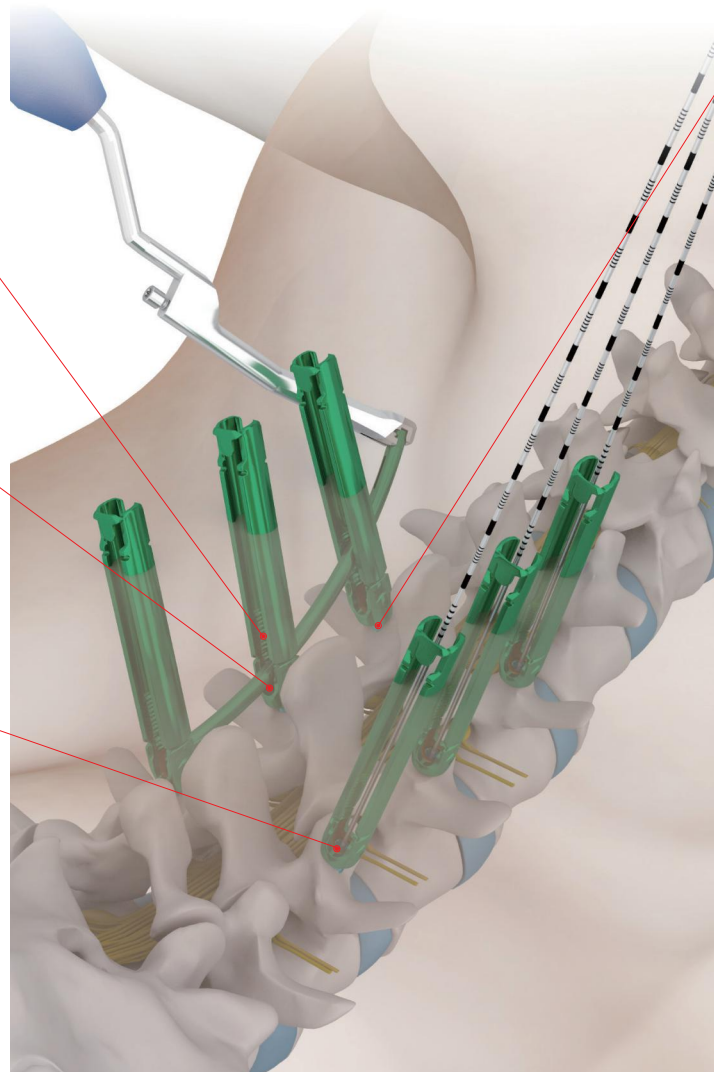
- Saddle locking block with serrated thread
Increase contact area and enhance the holding force between rod and screw effectively.




- Novel star-drive recess
Insure the precise placement of screw.



- Six bone cement holes can enhance the fixation.



- Rippled spherical head
The special design in polyaxial screw head offers a stronger angular stability.



- Apply to more patients with different long arm sizes as 50, 80 and 110mm. Extended tabs broken-off design for prevention of distortion.
- Widened 6.1mm groove facilitates rod placement.
- Universally used with TINA universal spine system.



Indications

- Trauma: No nerve injury, thoracolumbar vertebral fracture needn't laminectomy and indications for internal fixation of operation. Including A, B1, B2 of AO classification.
- Minimally invasive fixation of lower lumbar.

Contraindications

- Associated with nerve damage, laminectomy in required
- Old fracture
- Osteoporosis
- Vertebral tumor
- Sever spondylolisthesis

Warning

This flyer is just for understanding the specific product features. For clinical usage, please refer to the surgical guide. Instruction by experienced surgeon is highly recommended.